



**SOLARCLICKER**<sup>TM</sup>

---

**ENERGY SAVINGS REPORT FOR**

---

**Mr. and Mrs. Clicker**

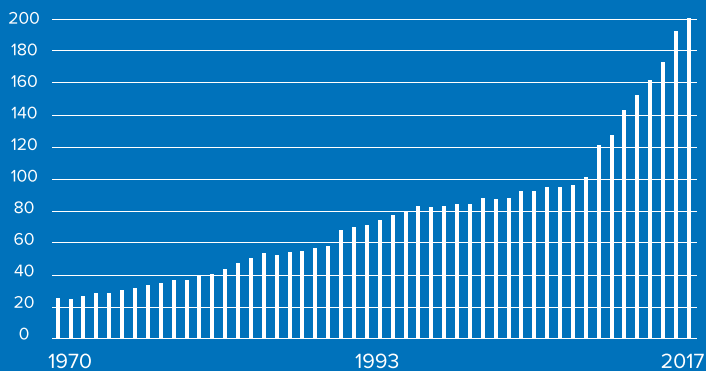
108 E 14th St., Anywhere, AZ 55555

(602) 555-5555


[theclickers@lovemysolar.com](mailto:theclickers@lovemysolar.com)

UTILITY PRICES  
HAVE STEADILY  
**INCREASED.**

**SINCE 2003**  
NATIONAL AVERAGE  
**UTILITY PRICES**  
HAVE NEARLY  
**DOUBLED.**



YOUR SOLAR DESIGN



SYSTEM SIZE

**10.98 kW**

ESTIMATED YEARLY  
PRODUCTION

**15,514 kWh**

Show Details

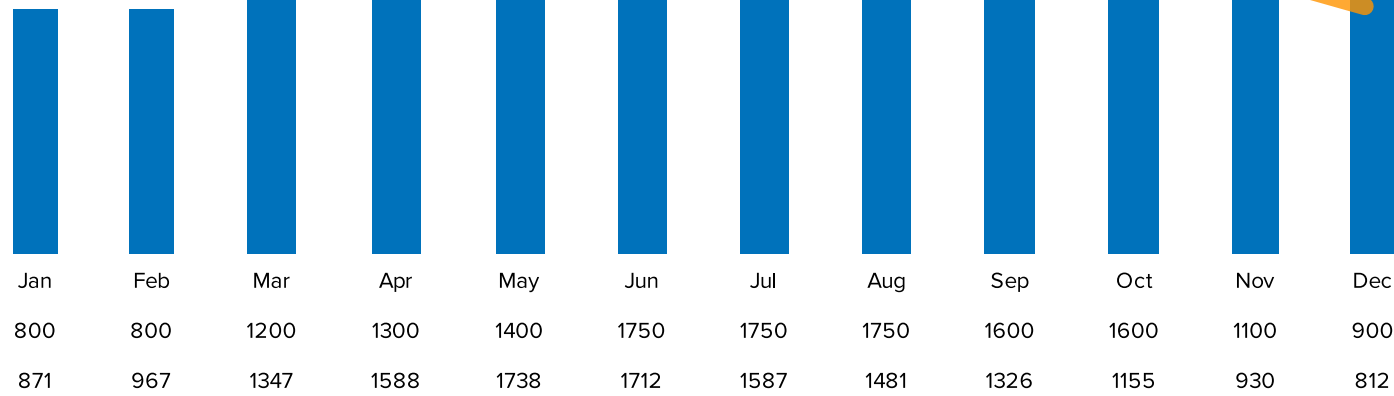
MODULES

**36 JA Solar 305**

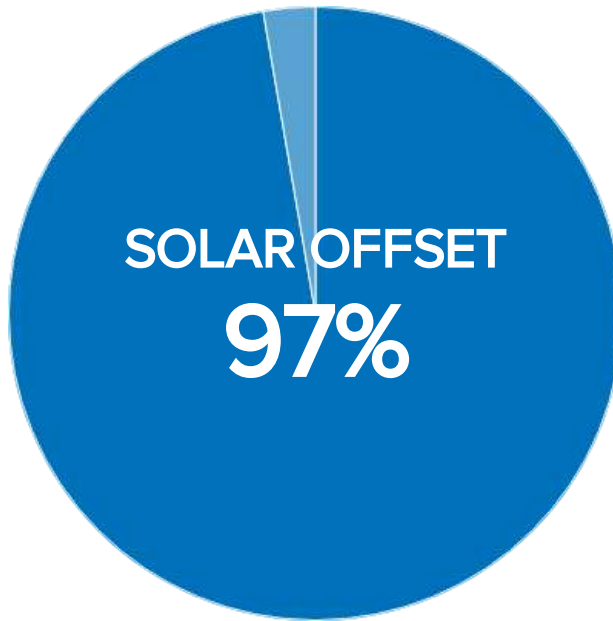
INVERTER

**SolarEdge SE7600H-US**

■ Energy Consumption  
■ Solar Production

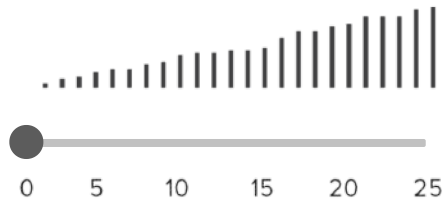






**YOUR CURRENT  
UTILITY BILL**

**\$240**



Current Cost per kWh **\$0.18/kWh**

**YOUR  
SOLAR PAYMENT**

**\$159**





Levelized Cost per kWh **\$0.105/kWh**

**25-YEAR SAVINGS**

**\$70,421**

# THE SAVINGS



**\$137,213**

STAY WITH  
UTILITY COMPANY



**\$66,793**

SWITCH TO SOLAR

<b>\$240</b> Current Average Bill	→	<b>\$811</b> Average Bill in 25 years
<b>\$2,875</b> Current Annual Utility Bill	→	<b>\$9,736</b> Annual Utility Bill in 25 years
<b>\$137,213</b> 25 year cost of doing nothing		

# THE FACTS

More solar will be installed in the United States in the next two years than the last 40+ years combined



**17,609**

Gallons of  
Co2 Offset\*

([source](#)).



**465**

Trees Planted  
Offsetting Co2\*

([source](#)).



**\$33,544**

Estimated Value  
Added to Your Home\*

([source](#)).

# THE PROCESS



**STEP 1**  
Savings Report



**STEP 2**  
Approval Process



**STEP 3**  
Documents



**STEP 4**  
Site Survey



**STEP 5**  
CAD/Permit



**STEP 6**  
Installation



**STEP 7**  
System Activation